

Shenzhen Jieaixi Electronic Technology Co. , Ltd.

Shenzhen Jac-tech electronics Co.,Ltd


2/F,Building A,Yaoxiang Industrial Zone,No.92,FuKang Road, Henggang Street Longgang District SZ China

Contact:Carina wang M:0086-13502854599

Tel: +86 -755 -23619662 Fax: +86 -755-23619662

Model:

YNX-GSM-BLG-04



Feature:

Exquisite appearance

- Good impact resistance, Fiberglass-waterproofing and anticorrosion ability
- Full day working
- Optimized dimension
- High gain, low standing wave, strong anti-interference ability

Application:

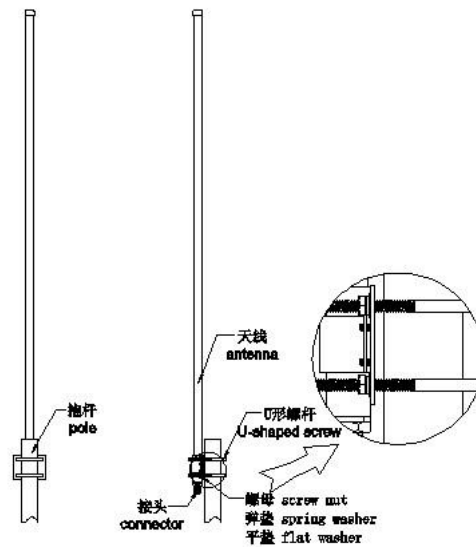
- GSM 3G system
- Point-to-multipoint system

Shenzhen Jieaixi Electronic Technology Co. , Ltd.

Electrical Specifications	
Frequency range (MHz)	800/900~1700/2100
Gain (dBi)	10
Half-power beam width (°)	H:360 V:5
VSWR	≤1.5
Input Impedance (Ω)	50
Polarization	Vertical
Maximum input power (W)	100
Lightning protection	DC Ground
Input connector type	N Female or Requested
Mechanical Specifications	
Dimensions (mm)	280mm
Antenna weight (kg)	0.5
Operating temperature (°c)	-40~60
Rated Wind Velocity (m/s)	60
Radome color	white
Mounting way	Pole-holding

Shenzhen Jieaixi Electronic Technology Co. , Ltd.

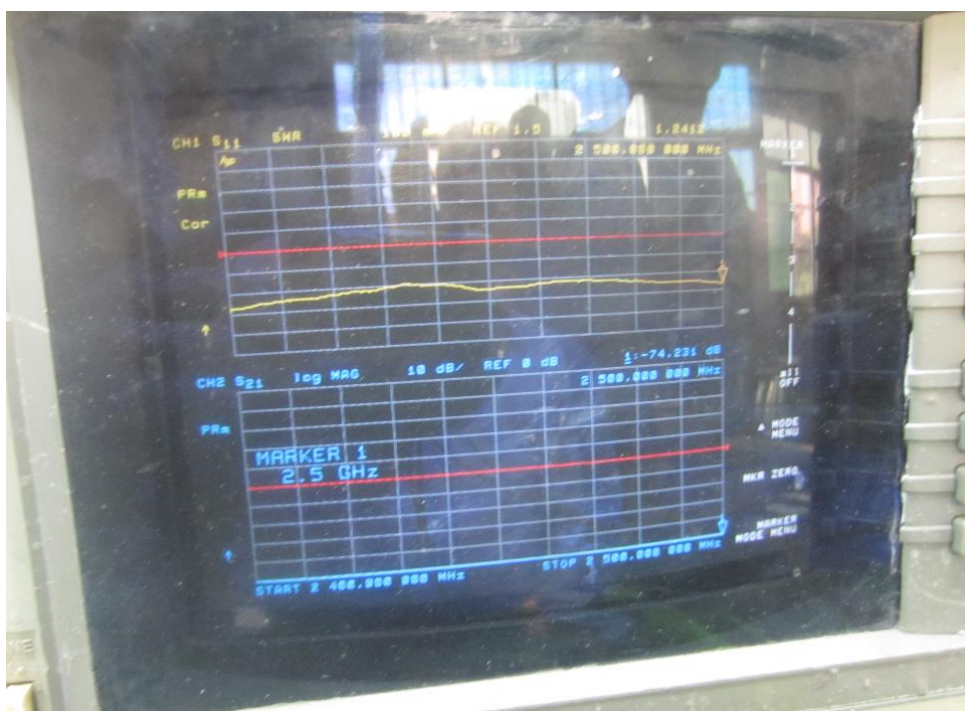

一、 Install as the picture below



二、 Installation Steps

- 1 Place the M6 U-shape screw through the holes on the clamps to mount the antenna to the pole whose outer diameter is $\varnothing 35 \sim \varnothing 50\text{mm}$. Then put on the flat washer, the spring washer and twist all the nuts.
2. There should be at least three meters between the ground or floor and the antenna above. No huge building or metal object or any other obstacle or shelter nearby.
3. Adjust the mounting height of the antenna to the proper position to receive the best signal, then seal all the connections.
4. Please pay attention to lightning protection.

三. Test picture



四. Packing

